



**Voter Audit
State of Indiana
Presence of Child in Home**

Prepared 05/04/2026

The Winston/Terrell Group
1449 North Pennsylvania Street • Indianapolis, IN 46202 • 317.917.1953
(office) • 317.917.2116 (fax)
www.winstonterrell.com

Table of Contents

Total	2
Total Residence Household Count	2
Voters Gender	2
Parties Description	2
Broad Ethnic Groupings	3
Voting Frequency	3
Age Range Based on Birth Year	3
Cell Phone Number Available	4
Estimated Income Range	4
Home Estimated Current Value Range	5
Homeowner Probability Model	5
Marital Status	6
Presence Of Children	6
Social Ranking Index by Individual	6
Veteran	7
Landline Phone Number Available	7

Total

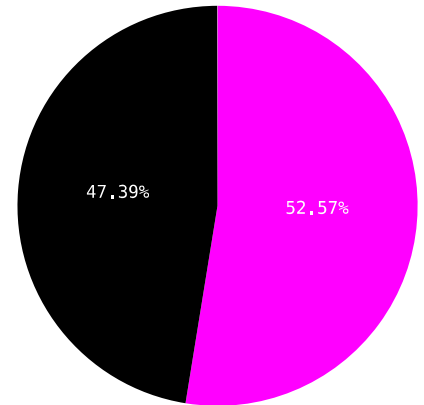
Total 1,354,435 100.00%

Total Residence Household Count

Total 716,303 100.00%

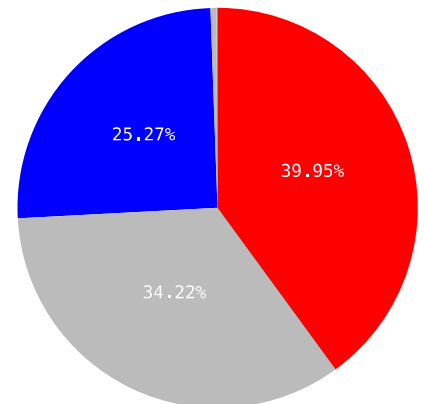
Voters Gender

F	712,048	52.57%
M	641,815	47.39%
Unknown	572	0.04%



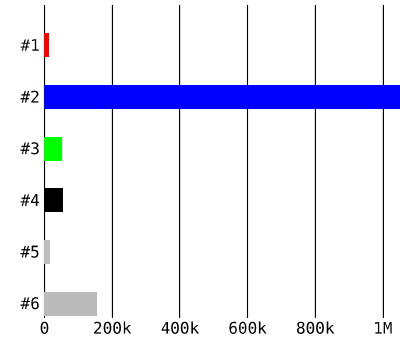
Parties Description

Democratic	342,229	25.27%
Non-Partisan	463,429	34.22%
Other	1,307	0.10%
Republican	541,148	39.95%
Unknown	6,322	0.47%



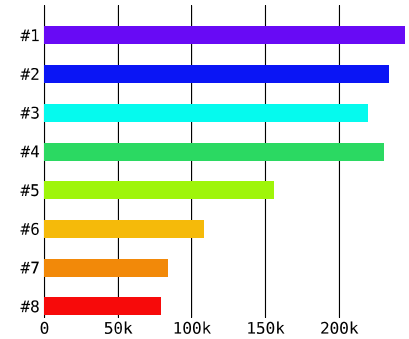
Broad Ethnic Groupings

#1 East and South Asian	13,865	1.02%
#2 European	1,064,526	78.60%
#3 Hispanic and Portuguese	52,097	3.85%
#4 Likely African-American	54,807	4.05%
#5 Other	14,862	1.10%
#6 Unknown	154,278	11.39%



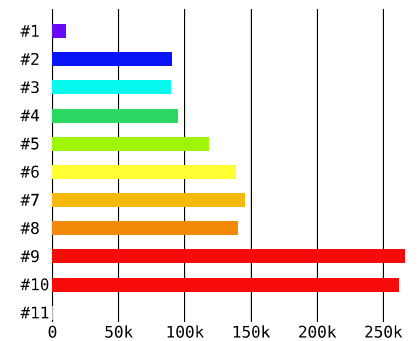
Voting Frequency

#1 1	244,406	18.04%
#2 2	233,451	17.24%
#3 3	219,743	16.22%
#4 4	230,332	17.01%
#5 5	155,331	11.47%
#6 6	108,302	8.00%
#7 7	83,833	6.19%
#8 8	79,037	5.84%



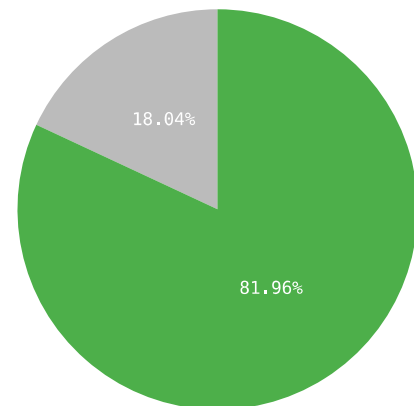
Age Range Based on Birth Year

#1 18 to 19	9,766	0.72%
#2 20 to 24	90,339	6.67%
#3 25 to 29	89,148	6.58%
#4 30 to 34	94,398	6.97%
#5 35 to 39	118,312	8.74%
#6 40 to 44	138,816	10.25%
#7 45 to 49	145,590	10.75%
#8 50 to 54	140,355	10.36%
#9 55 to 64	266,142	19.65%
#10 65 and over	261,524	19.31%
#11 Unknown	45	0.00%



Cell Phone Number Available

■ Unknown	244,375	18.04%
■ Yes	1,110,060	81.96%



Estimated Income Range

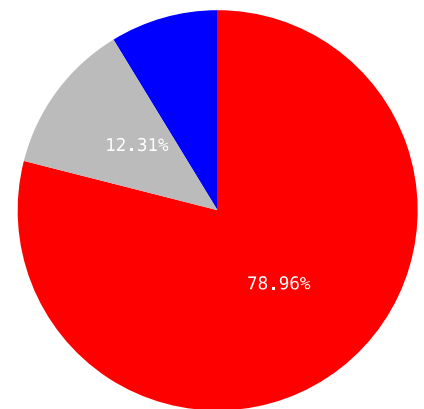
\$1,000-\$14,999	19,376	1.43%
\$15,000-\$24,999	18,190	1.34%
\$25,000-\$34,999	31,403	2.32%
\$35,000-\$49,999	91,935	6.79%
\$50,000-\$74,999	202,266	14.93%
\$75,000-\$99,999	255,989	18.90%
\$100,000-\$124,999	24,088	1.78%
\$125,000-\$149,999	485,654	35.86%
\$150,000-\$174,999	50,572	3.73%
\$175,000-\$199,999	68,705	5.07%
\$200,000-\$249,999	48,877	3.61%
\$250,000 and up	56,515	4.17%
Unknown	865	0.06%

Home Estimated Current Value Range

\$1,000 - \$24,999	2,196	0.16%
\$25,000 - \$49,999	3,103	0.23%
\$50,000 - \$74,999	11,005	0.81%
\$75,000 - \$99,999	25,646	1.89%
\$100,000 - \$124,999	40,104	2.96%
\$125,000 - \$149,999	56,670	4.18%
\$150,000 - \$174,999	75,381	5.57%
\$175,000 - \$199,999	83,623	6.17%
\$200,000 - \$224,999	91,660	6.77%
\$225,000 - \$249,999	96,489	7.12%
\$250,000 - \$274,999	96,777	7.15%
\$275,000 - \$299,999	91,217	6.73%
\$300,000 - \$349,999	162,301	11.98%
\$350,000 - \$399,999	130,636	9.65%
\$400,000 - \$449,999	98,520	7.27%
\$450,000 - \$499,999	71,257	5.26%
\$500,000 - \$749,999	148,487	10.96%
\$750,000 - \$999,999	34,963	2.58%
\$1,000,000 Plus	21,110	1.56%
Unknown	13,290	0.98%

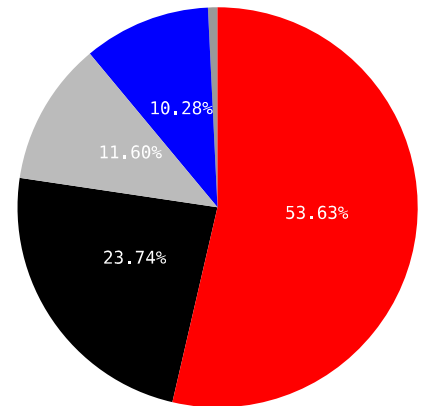
Homeowner Probability Model

■ Home Owner	1,069,492	78.96%
■ Probable Home Owner	91	0.01%
■ Renter	118,063	8.72%
■ Unknown	166,789	12.31%



Marital Status

■ Inferred Married	321,484	23.74%
■ Inferred Single	10,328	0.76%
■ Married	726,359	53.63%
■ Single	139,189	10.28%
■ Unknown	157,075	11.60%



Presence Of Children

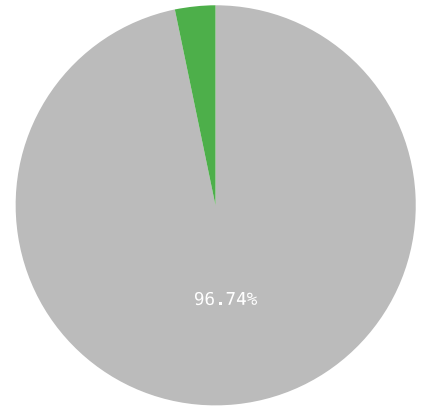
Yes	1,354,435	100.00%
-----	-----------	---------

Social Ranking Index by Individual

1	5,411	0.40%
2	35,166	2.60%
3	33,578	2.48%
4	95,709	7.07%
5	136,546	10.08%
6	123,602	9.13%
7	264,136	19.50%
8	418,204	30.88%
9	171,183	12.64%
10	70,869	5.23%
Unknown	31	0.00%

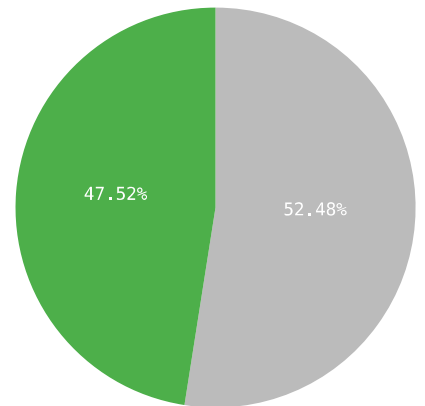
Veteran

Unknown	1,310,289	96.74%
Yes	44,146	3.26%



Landline Phone Number Available

Unknown	710,802	52.48%
Yes	643,633	47.52%



State of Indiana

VF1-8; Presence of Child

1,354,435 voters have a voting frequency of 1-8 and Presence of child in home. This is consistent with Voter Frequency:

Voter Frequency	Voters	Number of Children in Home
1	666,739	244,406
2	561,403	233,451
3	503,604	219,743
4	521,095	230,332
5	363,490	155,331
6	268,343	108,833
7	224,275	83,833
8	236,938	79,037