



Testifying at the Statehouse

1) Find Committee & Appearance Form

Go to <https://iga.in.gov/2025/committees/testify>. Fill out the online appearance form. Note that you can't sign up until midnight of the day of the bill hearing:

A screenshot of the "Indiana General Assembly Committee Appearance Portal". The page has a dark blue header with the Indiana state seal and the text "Indiana General Assembly Committee Appearance Portal". The main content area is white and titled "Appearance Form". Below the title, there is a paragraph of instructions: "Please fill out the following information to submit your request to testify. Please note that this form may only be completed and submitted on the day the committee is scheduled to meet." followed by "* = Required information". The form contains several input fields: a text field with "Joan", a text field with "Jones", a text field with "Indiana Coalition for Public Education", a dropdown menu for "Senate Standing", a dropdown menu for "Committee", a dropdown menu for "Meeting Date", and a dropdown menu for "Bill Eligible for Testimony". Below these fields are three buttons: "Support", "Oppose", and "Neutral". A small disclaimer paragraph is located below the buttons. At the bottom of the form, there is a checkbox for "I'm not a robot", a reCAPTCHA logo, and a "Submit" button.

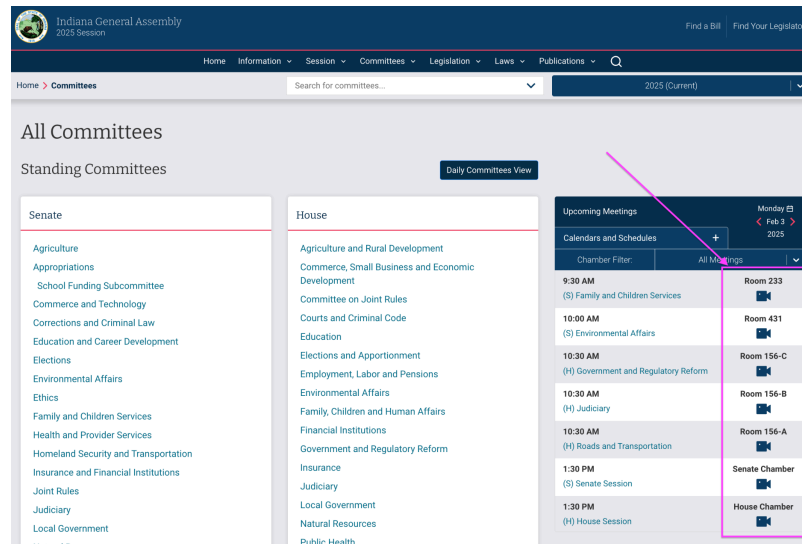
2) Where To Go & Logistics

Now that you are signed up to testify, where do you go?

- Budget time to park and walk to the Statehouse.
- Look at a [map](#) to know exactly where you are going.
- There are several parking garages nearby - plan ahead!



- There is meter parking in the area. [The ParkMobile app](#) is a way to pay for parking in downtown Indianapolis. Simply download the app and enter some information, including your license plate number and card number. If you do use meter parking, you will want to select the maximum time allowed on the meter and know that you may have to leave to feed it (or risk getting a ticket) if the app is not an option for you.
- Enter the Statehouse from the public entrances on the east or west sides. The west side is handicap accessible. You will have to go through security with a metal detector. Budget time to go through security. The time this takes depends on how many people are in line.
- [Here is a map of the Statehouse.](#) If you don't know where you are going, feel free to ask for the location of your specific hearing. The security people and staff at the information desk should be able to point you in the right direction.
- Committee hearings could be located in the House or Senate chambers, rooms on the 4th floor and some rooms on the 1st floor (the basement). The location will be on the [Standing committee page.](#)

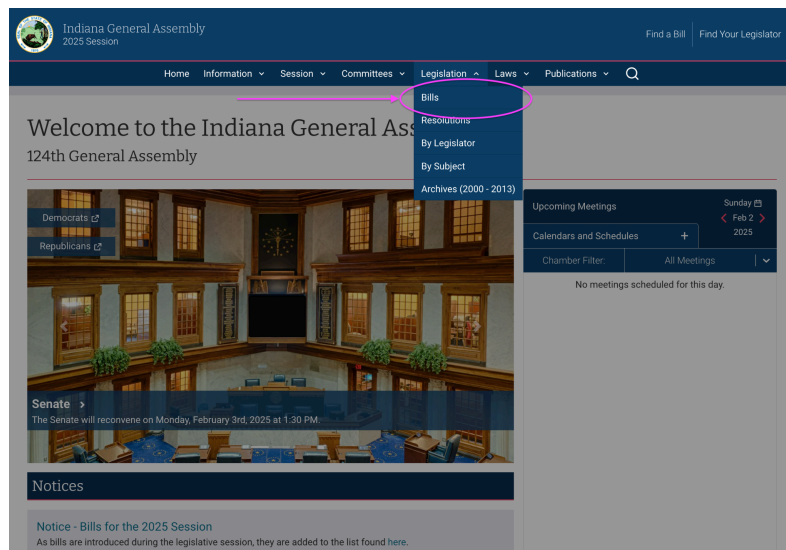


- Keep in mind that the floors are confusing. The main level where you enter is actually floor 2, and the basement is floor 1. For example, you might only need to go up one flight of stairs to get to the third floor where the chambers are located
- Proceed to the room, and confirm you are signed up to speak. There have been some technology glitches with the online appearance form signup, so it doesn't hurt to confirm.
- Look for our lobbyist, Joel Hand, or other ICPE contacts for additional help on what to say and do. [Contact us](#) ahead of time if you would like our guidance and support!

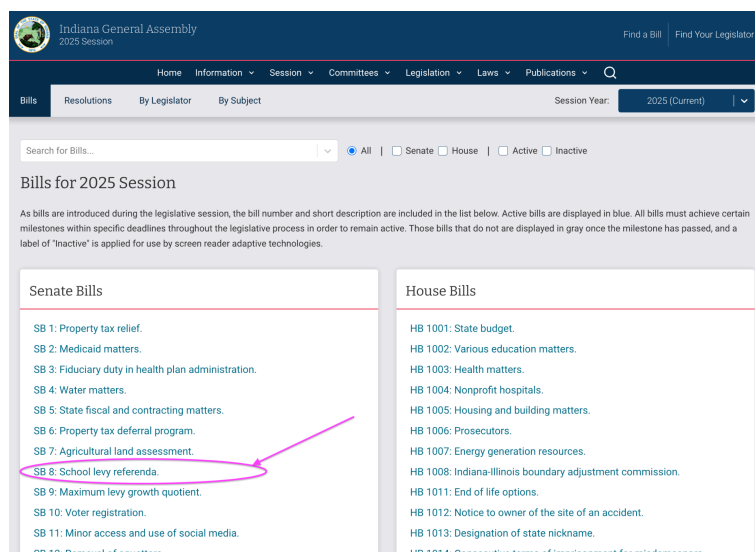
3) What To Say / Crafting Testimony



- Prior to going to the statehouse, please review ICPE’s [Blog & Statehouse Notes](#) for current Calls to Action and specific bills. These resources will give you an excellent idea of what bills are under consideration, where they are in the process at any given time, and information on what the bills are about, and talking points about them.
- You should speak on the bill based on its current form (understand amendments may have occurred) and **READ THE ACTUAL BILL** before you speak on it. You can find the “latest version” of the bill on the individual bill page on the website. All the information about any bill will be listed under the Legislation tab on the [General Assembly’s website](#).

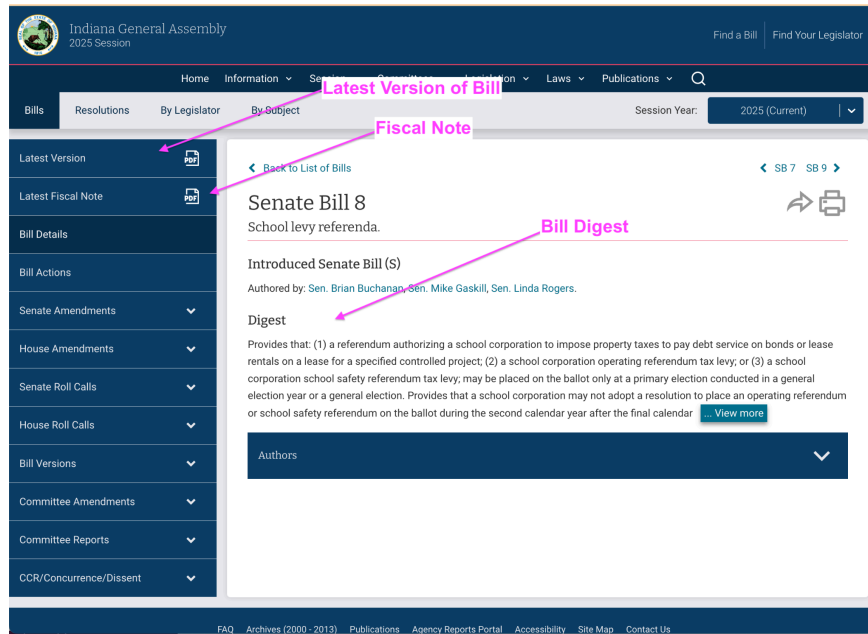


Click on a highlighted bill on the list and read the bill digest (the bill summary).





Click on “Latest Fiscal Note” to get a clear explanation of the bill. This is the best first place to begin. Then read the full bill. Click on the Latest Version.



- We strongly suggest that you consider referencing specific pages and lines of the bill. This establishes credibility and shows the legislators that you have read the bill.
- In addition, the big picture is important too. Please review [“Facts About School Choice and Indiana Education Funding”](#) for some great general talking points about supporting public schools.
- YOUR story is important! What is your story? Why are you here? What school does your child attend? How does the bill connect to you and your life? Why do you support or oppose the bill?
- Know the time you will be allotted (sometimes this is in the meeting agenda).
- Talk about things in a way that is comfortable to you. Some combination of the three things outlined above (specific bill talking points, overall public education talking points, personal story) is great, but please remember to keep it brief. You will probably only have 2-3 minutes to speak in a hearing.
- Write out either bullet points or the full statement. Many people like to write their entire statement to ensure they can fit in everything they want to say. Bring a paper copy if it’s easier for you to read.
- Time yourself. A ballpark number is 150 words/minute.



- Your power is projecting who you are. While the room will be full of people wearing suits, you should dress in a way that makes you feel comfortable in that context. Usually business casual attire is recommended, but the Statehouse is the people's house.
- Know that your presence matters and YOU are making a difference!
- Realize that you are testifying and you may be questioned at the end of your testimony. Try to be prepared and anticipate questions, but if you don't know the answer to the question, it's ok to say that! You can reiterate why you are there and why it matters to you.

4) Thinking About Tone

If possible, for the purpose of reaching committee members, imagine that they are trying to do good work and share some of your values. Appeal to any values that you believe you may hold in common.

There is space for indignation, too. If you need to express indignation or distress, it may be helpful to think of focusing it on ideas rather than personalities.

Basic civility is important and will make it more likely that they will hear you and will be able to respond to you in kind.

5) Share

**Wow...that wasn't so bad! In fact, it was interesting and empowering!
Now what? SHARE!**

Please let us know who you talked to and how it went! Email us at info@indianapubliceducation.org

Spread the word FAR and WIDE. Testifying is a big deal. Inspire others to do what you just did! Take a Statehouse selfie and use social media to share your experience with others! Don't forget to tag ICPE!